

Performance Report Part II

Results Overview



Date: 2/23/2009 7:29 AM PST
 Responses: Completes
 Filter: No filter applied

Dear Colleague: A work group of BLAs (Terry West, GA; Jim Graybeal, DE; Fred Messmann, NV; Al Campos, TX; Pam Dillon, OH; and Ed Carter, TN) will be meeting with the U.S. Coast Guard Office of Boating Safety in a couple weeks to consider the use of the Recreational Boating Safety (RBS) Program Performance Report Part II (PRP2) form and possible improvements. In preparing for this meeting, it became apparent that we have never formally solicited input from each BLA regarding the form. This is an attempt to do just that. The challenges associated with completing the PRP2 should be fresh in our minds since they were due to the USCG by Dec 31, and your input is important. I would encourage each of you to take the time required to complete the online survey in an effort to share your thoughts on the data collected and to suggest improvements. Although this survey will take some time to think through and complete, I believe the time will be very well spent. In order to provide our collective responses to the work group in time for their meeting, please make sure that your responses are submitted by Friday, February 20. Thank you for your prompt and thorough attention to this project. I hope to see you all at the Spring Workshop in early March where Performance Report Part II will be a topic of discussion. Richard MooreNASBLA President

PART ONE: AGENCY RESPONSIBLE FOR COLLECTION OF STATISTICS

- 1.** Does your agency collect ALL of the primary data used to complete the Performance Report Part II – Statistical Data form (i.e., the law enforcement activity, education course completions, navigation aids information, and vessel numbering/titling activity)? If yes, go to PART TWO of this survey

Yes		14	45%
No		17	55%
Total		31	100%

- 3.** If others outside your agency collect any of the above data, have you encountered any barriers that have prevented you from obtaining the data and completing the report in a timely fashion? (if "NO," please go to PART TWO of this survey)

Yes		7	44%
No		9	56%
Total		16	100%

10 Responses

PART TWO: ISSUES WITH SPECIFIC SECTIONS OF THE FORM Following is the list of activity statistics requested in each section of the form. For the activities, please explain any issue(s) you have with them (e.g., definition not clear; problem collecting data/reporting data; too much included in one category; etc.) If you have NO problems with a particular statistic, please indicate that.

LAW ENFORCEMENT (LE)/ SEARCH & RESCUE (SAR)



EDUCATION

NAVIGATION AIDS

VESSEL NUMBERING/TITLING



PART THREE

- 28.** Do you think that the process of gathering this data helps you make a better case for the use of your RBS program dollars?

Yes		20	74%
No		7	26%
Total		27	100%

17 Responses

29. Do you use this data for any purposes other than this form (e.g., to supplement internal evaluations/performance measurements; etc.)?

Yes		20	74%	
No		7	26%	
		Total	27	100%

20 Responses

[Products & Services](#) | [About Us](#) | [Support/Help](#) | [Zoomerang Forums](#)© 2009 Copyright MarketTools Inc. All Rights Reserved. | [Privacy Policy](#) | [Terms Of Use](#)